

Inner bearing puller

689/5BI-US



Profiles



Product features

- material: premium chrome vanadium steel
- drop forged, entirely hardened and tempered
- surface finish: zinc plated according to ISO 2081:2018 (E)
- ergonomic heavy duty double component handle

Advantages:

- Set includes 6 pcs of arm for inner bearing dimensions 6.5-8, 10-12, 12-15, 17-20, 22-28, 30-36

Usage:

- It is used for pulling different types of bearings. The bearing is gripped from the inside side and pulled out.
- the bearing is extract with a 1 kg weight



D1

D2↓

D2↑

L↓

L↑



626629

52

6,5

36

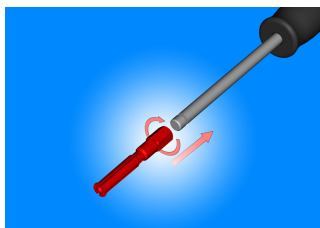
495

555

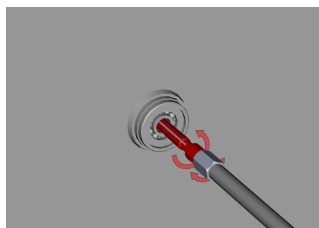
4174

* Images of products are symbolic. All dimensions are in mm, and weight in grams. All listed dimensions may vary in tolerance.

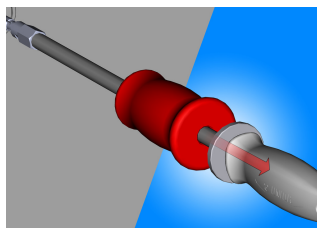
Usage (pictures)



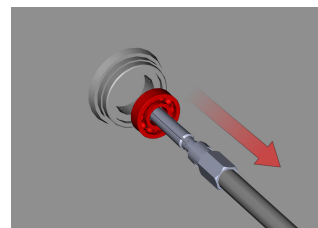
Before starting the application, you need to screw appropriate extractor dimension on the handle.



First inserted extractor through the hole in the bearing which will be dismount out of the housing. Then start to screw thorn into extractor, which has a function that opens puller body, which adapts to the bearing bores.



Start with steady hits dismounting bearing with help of sliding hammer.



After several strokes fast and easy dismount bearing from housing without damage.

Spare parts

 Arm for 689/2BI